



Homebush West Public School Excellence in Public Education

Empowering every student to be active, informed, creative and successful

Exeter Rd, Homebush West 2140 T: 9746 9304 F: 9746 2148

E: homebushw-p.school@det.nsw.edu.au W: www.homebushw-p.schools.nsw.edu.au

Special Points of Interest

- Refugee Week 2020
- Uniform shop is now live!
- Parent Teacher Interviews Coming Up
- Healthy Choices at HWPS
- Students and families returning to school from overseas
- Students returning to school after an illness
- Students returning to school after surgery or an injury
- "TechSTARS" Friday Group
- Library Program Reminder
- Opportunity Class 2021
- Enrolment for Kindy 2021
- P&C Meeting

Right: Celebrating Refugee Week

Coming Up

Term 2, Week 9

Musica Viva Online

Performance

Stage 2 Multicultural Public

Speaking Finals

From The Principal



Refugee Week 2020

This week is Refugee Week, an annual event which provides an opportunity for the Australian public to reflect on the immense courage, resilience and valuable contribution refugees make to Australian society. The aim is to facilitate and improve shared understandings between communities, supporting refugees to live a safe and successful life in Australia. Our students have been engaged in reflections around these core concepts across the school <https://www.refugeeweek.org.au/>





Uniform Shop Online is Now Live!

The 'online' uniform shop is now live. Purchases can now be made. Thank you for your patience and thank you to the P&C particularly our uniform shop volunteers, the HWPS admin and executive teams. Together we've undertaken a huge change which we hopes serves the community and our students well.

- Students will now have the last two weeks of term, to get their uniform needs met and ensure that by Term 3, they are again HWPS stars, in full school uniform.
- The 2min video link below will illustrate how to order and purchase online.
- Please watch the video.

How to Order Video Link

<https://youtu.be/8POCEzD-39U>

If you have any issues/difficulties please email the school detailing the issue/problem/concern, include your best contact phone number and a member of our administration team will contact you if needed. School Email: homebushw-p.school@det.nsw.edu.au

Parent Teachers Interviews Coming Up

Parents will be invited to a Parent Teacher Interview **via Zoom video conference** in Week 10 of this term, (between Monday 29th June – Friday 3rd July) to discuss their child's learning needs and goals.

Please ensure you have registered a Zoom account and have the latest app or software installed on your device. <https://zoom.us/>

- A notice will be sent home this week to offer parents the opportunity to make an appointment.
- Appointment bookings will be online

This is a powerful opportunity for teachers and parents to develop working partnerships. We look forward to this valuable opportunity.

Healthy Choices at Homebush West Public School

HWPS encourages a Healthy Lifestyle

- Breakfast - nutritious, include fruit
- Crunch & Sip – fruit or vegetable and water
- Recess & Lunch - healthy food, snacks and water
- Physical Activity – Three lessons weekly (2 x fitness, 1 x sport)
- Wear a hat in the sun or play in the shade
- Uniform – yellow shirt, green pants, white socks and black shoes

Crunch & Sip, Recess and Lunch

Students are asked to bring three items of food for school each day packed in separate containers or zip lock bags for easy access. Suggestions are listed below.

Crunch and Sip	Recess	Lunch
<ul style="list-style-type: none">• Fruit or vegetables cut in- to small pieces• Water	<ul style="list-style-type: none">• Yoghurt, crackers, popcorn, fruit, cheese, egg, etc• Water	<ul style="list-style-type: none">• Sandwiches, salads, sushi, pasta, noodles, rice etc.• Water

** Please supply a fork or spoon for your child if necessary*

*We value
Quality in all that
we do*

Waste Free Lunches

We encourage students to use waste free options for their lunches. These include avoiding single use packaging such as plastic bags and cling film, using reusable containers for lunches and a reusable water bottle.



Students and families returning to school from overseas

School procedures for students returning to Australia after travel are required by the government to quarantine for 14 days. Parents are asked to contact the school and provide paperwork of quarantine period, travel paperwork including boarding passes and a copy of the itinerary.

Students returning to school after an illness

Parents are reminded to keep children at home if they are unwell. Once fit to return to school, parents are advised to seek medical clearance from their GP. Please also provide a medical certificate for the sick leave taken.

We compliment your patience and understanding with regards to the school's risk management practices during current circumstances. As always, we encourage our parents and carers to stay connected to the school community via the **SkoolBag app** and or contact the school via phone to discuss issues or concerns.

*We value
Respect for others*

Protect yourself from viruses

- Clean** your hands with soap and water, or hand sanitiser.
- Cover** your nose and mouth when you cough or sneeze.
- Avoid** close contact with anyone with cold or flu-like symptoms.
- Stay home** if you are sick.



Find the facts
health.nsw.gov.au/coronavirus

Students returning to school after surgery or an injury

This is a reminder to parents and carers about our school's procedure for students returning to school after surgery, an injury or an extended illness. The purpose of following the below guidelines ensures that the school, and particularly their class teachers, have all the necessary information in order to minimise further risk of harm to the injured/recovering student.

Please be aware of the following;

- A 'return to school' meeting is required with the Deputy Principal before the student can return to class. This can be arranged through the school office.
- Parents are required to bring written documentation from their GP or medical specialist confirming they are fit to return to school.
- If the student requires modifications to their learning environment and or programs, these will need to be specified by the GP or medical specialist and a 'Health Care Plan' will be drafted by the Deputy Principal in consultation with parents
- The 'Health Care Plan' is then communicated to appropriate staff members to ensure effective risk management



Parents will receive updates via the SkoolBag app for any changes to school operations as they unfold. Thank you for your continued understanding and support in this challenging context.

Estelle Southall – Principal
Roxanne Picoaga – Deputy Principal

Coming Up

Student Semester 1 Reports 2020
Parent/Teacher Zoom Interviews



Kindergarten 2021

Enrolments for Kindergarten 2021 are now being accepted. Children born between 1st August 2015 and 31st July 2016 are eligible to enrol.

Steps

- Parents / carers who would like to enrol a child for Kindergarten next year please download the Application to Enrol from our website <https://education.nsw.gov.au/public-schools/going-to-a-public-school/translated-documents/enrolment-application>
- Email the completed form to the school email address homebushw-p.school@det.nsw.edu.au
- Wait to be contacted by the school for supporting documentation.

Once staff have processed the application form you will be contacted to make an appointment to come to the school to provide supporting documentation and have a readiness conversation:

- Child's birth certificate for proof of age
- Passports and visas for families born overseas
- 100 point Proof of residence (e.g. Council rate notice, gas, rental agreement, electricity account or bank account). *Driver's licences are not accepted
- Immunisation Certificate
- Health Plans if required (allergy, asthma etc.)

Please Note

All communications with the school are currently by phone or email. Once you enrol you will be placed on a mailing list to receive any relevant notifications for Kindergarten 2021.

Library Program Reminder

Our Library Program continues with modifications. The book borrowing program adheres to strict Department of Health guidelines, we have implemented a "Zap and Go" procedure.

**ALL students are required to return their books on FRIDAYS
so that books can be 'quarantined' for a weekend.**

Thank you, from the Teacher Librarian Team

*We value
Success for all*



"TechSTARS" Friday Group

The 2020 TechSTARS have started using programmes for the 3D Printer. Our first 3D print was a personalised keychain and it was very successful. We really enjoyed the 'design and make' process of constructing our keychains on Tinkercad.

Written by Aalia, Arvind and Chinmayee



*We value
Community
involvement*

P&C Meeting Tues 16 June

We enjoyed reconnecting with parents, carers and school community on Tuesday night at our 2nd P&C meeting of this year. We heard school updates from the Principal and had the opportunity to ask questions and give feedback.

- A reminder that the AGM will be held in Term 4, 2020 for P&C positions in 2021. At this meeting, new members join by paying \$1, all Executive positions (President, Vice Presidents, Treasurer, Secretary) become vacant, new Executive are voted in and the audit report is tabled.

Do you have items you would like to discuss? Or questions? Please email them to hwps.pandc@gmail.com.

Thank you – P&C Executive



Opportunity Class 2021

Opportunity classes cater for highly achieving, academically gifted students. These classes support gifted and talented students to learn by grouping them with other gifted and talented students, teaching them in specialised ways and providing educational materials at the appropriate level.

Applications for opportunity class placement for current Year 4 students, for Year 5 entry, are usually considered on the combined results of the Opportunity Class Placement Test and school assessments. This year, the Department of Education has made changes due to the disruption of COVID-19. To ensure the fair and consistent assessment of students across all schools and regions of NSW, this year the DoE has stated that students will be placed on test results only. The Opportunity Class Placement Test will be held on **Wednesday 16 September, 2020**.

You will need to apply online using a valid email address (not the student's email address).

The application website will be open between;

· **Tuesday 9 June 2020 and Friday 26 June 2020**

No late applications will be accepted.

Detailed instructions on how to apply online will be available from **Tuesday 9 June 2020** in a printed application information booklet or at <https://education.nsw.gov.au/public-schools/selective-high-schools-and-opportunity-classes/year-5>

There are **no paper application forms**. Please contact the school for assistance if you are not able to do this. You must submit only ONE application for each student.

Please return the 'Intention to Apply' notification attached to this newsletter and in our Skoolbag App. This is not an OC application form, it is an 'intention to apply'. Please complete this form and email it to school by Friday 12th June.

Exclusive Real Estate supporting Homebush West Public School

Exclusive Real Estate is very keen to help our school and community and is a top Real Estate Agent in the area. They have offered an extra incentive that you can pass on to friends and family. If you take advantage of Exclusive Real Estate's great service you can benefit the school at the same time, Exclusive will donate:

\$500 from any sale referral

\$250 for any property management referral



\$500 for any strata building

Just mention Homebush West Public School!! www.exclusivere.com.au Andrew Bova m: 0414 614 256 e: <mailto:andrew@exclusivere.com.au>



The Walking Bus is proudly sponsored by Exclusive Real Estate

*We value
Community
involvement*

Students engaging in authentic learning







Intention to apply for Year 5 entry to an opportunity class in 2021

Dear Parent/Carer

Opportunity classes can provide intellectual stimulation by grouping together high potential and gifted students who may otherwise be isolated from a suitable peer group. Successful students will usually have to leave their current school to enrol in a school with an opportunity class for Years 5 and 6.

New for 2021 entry

A Year 5 virtual opportunity class has been established at Aurora College for students in rural and remote NSW. Further information is available at <http://www.aurora.nsw.edu.au/>

Testing and assessment

Applications for opportunity class placement are considered on the results of the Opportunity Class Placement Test. Students who wish to be considered for opportunity class placement will sit the Opportunity Class Placement Test on **Wednesday 16 September 2020**.

How to apply

If you would like to have your child considered for Year 5 opportunity class entry in 2021, you need to apply between **Tuesday 9 June 2020** and **Friday 26 June 2020**. You will need to access the online application at <https://education.nsw.gov.au/public-schools/selective-high-schools-and-opportunity-classes/year-5>. You must **not** use the child's email address.

If you do not have internet access, you could apply at a public library. If you have a disability that prevents you from using a computer, you can contact the High Performing Students Team for assistance after **9 June 2020**. Contact details can be found on the web site shown below.

You must submit only **ONE application** for each student.

Important – the school cannot apply on your behalf.

Yours sincerely

Principal

THIS IS NOT AN APPLICATION FOR ENTRY TO AN OPPORTUNITY CLASS

You will need to register and then apply through the Department's website:

<https://education.nsw.gov.au/public-schools/selective-high-schools-and-opportunity-classes/year-5>

Cut along the dotted line and return the completed slip below by next Friday.

Student's name: _____ Class: _____

I intend to apply for opportunity class placement in 2021 Yes ☐ No ☐

If Yes

I have internet access and will be applying online ☐

OR

I do not have internet access and will use the public library to complete the application.... ☐

I understand that I need to register and then apply through the Department's website.

Signature of parent/carers: _____ Date: _____

Applying for Year 5 entry to an opportunity class in 2021

Thinking of applying for Year 5 entry to an opportunity class in 2021?

You must apply online at:
[education.nsw.gov.au/public-schools/
selective-high-schools-and-opportunity-
classes/year-5](https://education.nsw.gov.au/public-schools/selective-high-schools-and-opportunity-classes/year-5)



Key dates

Application website opens:

Tuesday 9 June 2020

Application website closes:

5 pm, Friday 26 June 2020

You must apply before this deadline

'Test authority' letters sent to all applicants:

Wednesday 2 September 2020

Opportunity Class Placement Test:

Wednesday 16 September 2020

Placement outcome information sent overnight on:

Tuesday 1 December 2020

Please read this booklet carefully before applying.

Note: The information in this document is available in an accessible format on the Department's website.

Parents* should check the website at education.nsw.gov.au/public-schools/selective-high-schools-and-opportunity-classes/year-5 regularly throughout the application and placement process.

Please check the website for information before you contact the Team.

The opportunity class placement process for Year 5 entry is administered by the High Performing Students Team[†].

Contact Details:

High Performing Students Team, NSW Department of Education

Email: ssu@det.nsw.edu.au

Telephone: 1300 880 367 Telephone Interpreter Service: 131450

Postal Address: GPO Box 33, SYDNEY, NSW 2001

Facebook: <https://www.facebook.com/groups/159342048077050/>

Please Note:

[†]In this document, the High Performing Students Team is referred to as the Team.

*'Parent' Act, 1990, as a 'guardian or other person having custody or care of a child'

changes to the OC process this year due to the delay caused by COVID-19

Shown on this page is a modified timeline being implemented to ensure minimal disruption to schools and families. The timeline includes changes to the process to ensure students can commence on Day 1, Term 1 in 2021. The main changes include:

1. A new date for online applications. Parents must apply between **Tuesday 9 June 2020 and Friday 26 June 2020**. Late applications cannot be accepted.
2. A new test date - **Wednesday 16 September 2020**.
3. Placement in an opportunity class will be based on the results of the Opportunity Class Placement Test. Principals will not be required to provide school assessment scores.
4. There will not be an opportunity to lodge illness/misadventure requests or appeals.
5. Placement outcome information will be despatched to parents overnight on **1 December 2020**.

Important dates

You must apply online by **Friday 26 June 2020**. The application site will close at 5pm on 26 June 2020. Late applications cannot be accepted.

You can change your school choices up until **Friday 25 September 2020** by sending the Change of choice form to the Team. You cannot change choices after 25 September 2020 unless something unexpected and outside your control changes and you have documentary evidence. A request for change of choice after 25 September 2020 must be approved by the Team Leader. The Change of choice form is on the Department's website.

Parents of non-government school candidates are responsible for asking the non-government school principal to complete the 'Principal's page' and ensuring it is received by the Team by **Friday 3 July 2020**.

If you have not received your 'Test authority' letter by **Monday 7 September 2020** you must email the Team at ssu@det.nsw.edu.au. If you do not have email access you can phone the Team on 1300 880 367.

If you have not received the placement outcome information by **Monday 7 December 2020**, email the Team at ssu@det.nsw.edu.au. If you do not have email access you can phone the Team on 1300 880 367.

If you accept an offer and are also on a reserve list, you can remain on that reserve list until **5pm, Wednesday 27 January 2021**. By that time you must give up either the reserve place or the offer. After this time students who have accepted an offer will be removed automatically from any reserve lists.

Stages of the placement process

1	Parents read the application information online	From 9 June 2020
2	Parents register, receive a password, log in and then complete and submit the application online	From 9 June 2020 to 26 June 2020
3	Parents request any disability provisions	From 9 June 2020 to 21 August 2020
4	Principals verify information provided by parents on student applications	From 30 June 2020 to 3 July 2020
5	Parents are sent 'Test authority' letters Parents are advised of disability provisions granted	On 2 September 2020
6	Students sit the Opportunity Class Placement Test for entry to Year 5 in 2021	On 16 September 2020
7	Last day to change opportunity class choices	25 September 2020
8	Selection process occurs	In November 2020
9	Placement outcome information sent to parents	Overnight on 1 December 2020
10	Parents accept or decline offers	From December 2020 to at least the end of Term 1 2022
11	Reserve lists activated	Mid-December 2020
12	Parents of successful students sent 'Authority to attend' letters to take to the school on the first day of term in 2021	Late-January 2021
13	Students with accepted offers are withdrawn from reserve lists	At 5pm on 27 January 2021

✂ You may wish to cut this out and place on your fridge as a reminder.

What are opportunity classes?

Opportunity classes can provide intellectual stimulation by grouping together high potential and gifted students who may otherwise be isolated from a suitable peer group. These classes help students learn by using specialised teaching methods and materials.

Year 5 enrolments are available at 76 primary schools including a virtual opportunity class, at Aurora College, for students in rural and remote areas.

Parents apply when their children are in Year 4. Successful students then attend the opportunity class full time in Years 5 and 6 at the opportunity class primary school at which they are placed. This is a two-year placement program and parents are not able to apply for Year 6 entry only. In the majority of cases, students who accept a place in an opportunity class will leave their current school to attend the school with the opportunity class except where they are placed in Aurora College (see below).

See a full list of primary schools with opportunity classes and their websites at the end of this document. A map is also available at: <http://www.maptive.com/ver3/Opportunity>

Find more information about catering for academically gifted students with high potential in NSW at <https://education.nsw.gov.au/teaching-and-learning/high-potential-and-gifted-education>

For translated information about opportunity class placement go to <https://education.nsw.gov.au/public-schools/going-to-a-public-school/translated-documents/opportunity-class-and-selective-high-school-fact-sheet>

Who can apply?

Parents of Year 4 students enrolled in NSW government and non-government primary schools can apply. Students from home schools, interstate and overseas schools can also apply. A student must be an Australian or New Zealand citizen or a permanent resident of Australia to be eligible for placement in an opportunity class.

New virtual class for rural and remote applicants

If you intend to enrol your child at one of the government primary schools in a rural or remote area, you can apply for a place in the virtual opportunity class at Aurora College.

Students who are successful for placement attend their local government primary school and join the Aurora opportunity class for science, technology and mathematics lessons using an online conferencing system. Students connect with their teachers and other students through a virtual learning environment and residential school programs.

Non-government school applicants who are successfully placed will need to enrol their child in the local government primary school to be eligible to participate in the virtual provision. View the list of authorised host schools at <https://www.aurora.nsw.pdf>.

During the selection process, opportunity class school principals and executive may contact the principal of your child's current school to determine whether this type of learning environment is likely to be best for your child.

Find out more about Aurora College at <http://www.aurora.nsw.edu.au/>

Note: Students at schools with opportunity classes, or at schools within the drawing areas of existing opportunity class provisions, will not be eligible to apply for entry into the virtual opportunity class. It is also not available to metropolitan and regional students.

Age and school Year

Students are usually in Year 4 at the time of applying and when sitting the test in 2020. They are usually born between 1 January 2010 and 31 July 2011. These students will be aged between 9 years and 5 months and 11 years at the time they start Year 5. If your child is out of this age range or in another school Year when you apply, opportunity class principals and executive will carefully check the reasons you give. They may ask for more information, or for an interview with you and your child if he or she is very young, to determine whether there are special requirements the school can provide.

During the selection process, they may:

- decide not to accept students who are much older than the usual age range set out above
- consider that students doing the test for a second time have gained an unfair advantage from their previous experience with the test
- decide not to accept students who are already in Year 5 in 2020 and who are seeking to repeat Year 5 in an opportunity class in 2021.

Opportunity class school principals and executive considering applications for students seeking acceleration from Year 3 in 2020 to Year 5 in 2021 will take into account evidence of consultation with the school principal and will require the student to gain a calculated placement score which places them in the top half of the students offered placement in their school with an opportunity class of choice.

Residency status

Opportunity class students must be living in NSW at the beginning of the school year of entry.

Your child must be an Australian or New Zealand citizen or a permanent resident of Australia to enrol in an opportunity class.

If your child is not yet a permanent resident, but you expect permanent residency will be granted before initial offers are made in early December 2020, you can apply and your child can sit the test. Even if your child on academic grounds, you will not be offered a place in an opportunity class unless permanent residency has been

Offers will be cancelled if the placement was based on false or misleading information.

Interstate or overseas

You can apply while you are temporarily interstate or overseas. If possible, your child should be in NSW to sit the test.

If your child is unable to sit the test in NSW you will need to follow the interstate or overseas applicant procedure by completing the Report of Academic Merit. Find out more at <https://education.nsw.gov.au/public-schools/selective-high-schools-and-opportunity-classes/year-5/information-for-applicants/interstate-and-overseas-applicants>

How do I apply?

Parents must apply online at: <https://education.nsw.gov.au/public-schools/selective-high-schools-and-opportunity-classes/year-5>

Please read the instructions carefully. Applications are open from **Tuesday 9 June 2020 until 5 pm on Friday 26 June 2020**.

You must apply online by **Friday 26 June 2020**. The application site will close at 5pm on 26 June 2020. Late applications cannot be accepted.

To apply, you can:

1. Go to the application site and register your details to receive a password. You must register using your own email address, not one belonging to your child.
2. Log in to complete the application using the password emailed to you.
3. Complete and submit your application.
4. Receive an email confirming that you have successfully submitted your application.
5. Check the attachment to the confirmation email to ensure all details are accurate.

The attachment will contain an application number in the format **C20 123 456**. Please quote your application number whenever you enquire about your application.

If you have made a mistake or need to change details after you submit your application, please email the Team at ssu@det.nsw.edu.au

Apply once only for each child. Only one application can be considered for each student.

Some important things to note:

- Some email accounts will reject system-generated emails with attachments sent (like those you will receive from the Team). If this happens, we will need to send all information by mail.
- Add ssu@det.nsw.edu.au to your email contacts list and check your spam or junk folders regularly.
- It would be very helpful if you could provide a second email address in case these problems arise.
- Please ensure you use an email address that does not belong to a child. The Team cannot correspond with students. If the email address appears to belong to a child, contact using that email will be suspended and all subsequent correspondence will be sent by mail.

Where both parents live at the same address as the student

Record the names of both parents on the application form if the second parent is likely to contact the Team or make independent placement decisions on behalf of the child.

Where parents live at different addresses

If parents do not live together, but have equal shared responsibility for the care and welfare of the student, the parent who lives at the same address as the child for most of the time should submit the application.

If the student lives with each parent for equal time, the parent with whom the child is staying at the time should apply. Please do not submit two different applications for the same child. Duplicate applications will not be processed.

If the second parent is entitled to information about the child's application, that parent may write to the Team and request copies of system-generated correspondence.

The Team will not participate in parental disputes. In such cases, the Team will accept decisions about school choices and placement made by the parent with whom the child is living most of the time, unless there are court orders stating otherwise.

Where parents cannot reach agreement on any aspect of an application, the matter will be dealt with according to the Department's guidelines for dealing with family law related issues. For more information, refer to <https://education.nsw.gov.au/about-us/rights-and-accountability/legal-issues-bulletins/family-law-guidelines>

Changes to the application

After submitting the application, you will receive an email it has been received, with the details you provided listed (in an attached document). Please check that the details listed in this document are correct. It is your

responsibility to notify the Team in writing if changes to the application are required.

You must quote your child's application number whenever you correspond with the Team.

Please ensure you advise the Team, in writing, of any changes to your contact details throughout the placement process.

Applying without internet access

If you have no internet access at home you may need to seek assistance from your child's school or you can contact the Team. You will then need to complete the following steps:

- Set up a web-based email to use for the application, such as Gmail, Yahoo, Hotmail or similar.
- Add ssu@det.nsw.edu.au to your new email account's contact list.
- Copy and paste the following link into the computer's internet browser: <https://education.nsw.gov.au/public-schools/selective-high-schools-and-opportunity-classes/year-5>
- When this site opens, follow the instructions to register (quoting your new email account when prompted).
- When you've completed the registration, wait a few minutes to receive an email, which will provide you with a password and a link. (Note: Try again later if it is delayed).
- Make a note of the password provided.
- Go to the link and log in using this password (you can copy and paste the password from the email).
- Complete the application and, in the 'Contact details' section, click on 'Mail only' for all future correspondence.
- Submit the application.
- Check your new email account for the confirmation email and check the file showing all of your application details. Always remember to check the email's spam/junk folder as well as the Inbox.

After you receive the email, the Team will then send all subsequent communication to your postal address.

If you have a disability that prevents you from using a computer, please contact the Team for assistance.

Note: The Team mails letters at the same time as emails are sent, but delivery of posted mail will take longer.

Attachments

You must send copies of the following supporting documents to the Team if any of these apply to your child:

- Information about a disability, including a medical condition or behavioural disorder, severe vision impairment, diabetes, autism, anaphylaxis, or serious illness. If you believe your child requires disability provisions, you will need to provide diagnostic evidence

that focuses on the functional impact of the disability on test performance. Find further information at <https://education.nsw.gov.au/public-schools/selective-high-schools-and-opportunity-classes/year-5/application-process/disability-provisions>

- Copy of court orders if they relate to the child's education or communication about the child.
- Explanation of why the child is older or younger than the usual age range for Year 4, or if not in Year 4 in 2020.
- For interstate or overseas students not able to sit the Opportunity Class Placement Test, parents must arrange to complete a [Report of Academic Merit](#).
- Evidence of previous schooling for students who have been doing most school work in the English language for fewer than 48 months, (if requested).

Always quote your '**C20**' application number when sending documents, or use the cover sheet you receive with your application when sending attachments to the Team.

Do not send school reports or other test results unless asked to do so.

How should I choose a school with an opportunity class?

You can apply for up to two schools with opportunity classes. Think about your choices carefully. Select only the schools you would like your child to attend, in your preferred order. Placement offers are made on the basis of your order of choice. Where students qualify for both schools, they will be offered only their choice of school.

Make sure that the schools you choose are suitable for your child and that travel times are reasonable. You can see where each school with an opportunity class is located by referring to the map at <http://www.maptive.com/ver3/Opportunity>

You can also learn more about individual schools with opportunity classes via the websites listed at the end of this document. Travel times and transport needs are not considered as part of the selection process.

Find out more about school choices at <https://education.nsw.gov.au/public-schools/selective-high-schools-and-opportunity-classes/year-5/information-for-applicants/choosing-an-opportunity-class2>

Important things to note:

- Be aware that Maryland PS is in the Newcastle area, not in Merrylands.

Parents of students attending rural and remote primary schools can apply for the new virtual opportunity class at Aurora College as long as:

- the student is not enrolled in a primary school with an opportunity class and
- the student is not enrolled in a primary school which is located near a school with an opportunity class.

Changing your school choice/s

You can change your school choices up until **Friday 25 September 2020** by sending a Change of choice form to the Team. You cannot change choices after 25 September 2020 unless something unexpected and outside your control changes, for which you must have documentary evidence. A request for a change of choice after 25 September 2020 must be approved by the Team Leader.

You cannot change your school choices after placement outcome information is released, nor can students transfer between primary schools with opportunity classes.

How are students ranked for opportunity class entry?

All students are ranked and placed in order of academic merit. For opportunity class placement in 2021, academic merit is based on the results of the Opportunity Class Placement Test. The score is expressed as a calculated placement score out of 300.

Strand	Test scores
English (including reading and writing)	100
Mathematics	100
General Ability	100
Total placement score	300

For some applicants, other evidence of academic merit may be used in the placement process. For example, interstate and overseas applicants who are not able to return to NSW for the placement test submit a Report of Academic Merit that includes an IQ report.

What do I need to know about the test?

The Opportunity Class Placement Test for entry to Year 5 in 2021 is held from **9:00 am to 11:15 am** on **Wednesday 16 September 2020** in test centres, usually at government schools. The test is held only on

All test materials are kept secure before, during and after the test and are not released to any unauthorised person.

The test is designed to measure candidates' ability, rather than their performance on the curriculum.

For translated information about the opportunity class placement test go to <https://education.nsw.gov.au/public-schools/going-to-a-public-school/translated-documents/opportunity-class-placement-test>

Test authority

On **Wednesday 2 September 2020** you will be sent a 'Test Authority' letter that tells you where to take your child to sit the test.

Every effort will be made to ensure this information reaches you via email (or mail if you have requested information be posted to you). It is your responsibility to ensure that you have received it.

This information will consist of:

- A 'Test Authority' letter, which must be printed and presented at the test centre on the day of the test
- A 'Test Information Bulletin', which explains the test and lists what your child should bring. The bulletin explains how students must set out their answers to the questions in the test
- A disability provisions letter, if applicable.

If you have not received your 'Test Authority' letter by **Monday 7 September 2020**, email the Team at ssu@det.nsw.edu.au. If you do not have email access you can phone the Team on 1300 880 367.

Students from the same primary school will usually attend the same test centre. In the week before the test you will be able to see the list of test centres on the Department's website at: <https://education.nsw.gov.au/public-schools/selective-high-schools-and-opportunity-classes/year-5/the-test#Test6>

It is generally not possible to change test centres after they are allocated, unless there are well documented extenuating circumstances.

You are responsible for arranging for your child's travel to and from the test. Parents are not permitted to stay on the school grounds during the test unless the Team has asked them to stay. This usually only occurs as part of a child's disability provision that requires a parent to be available. If you are asked to remain at the test centre you must obtain a volunteer 'Working With Children Check' (WWCC) prior to the test day. You can apply at <https://www.service.nsw.gov.au/transaction/apply-working-children-check>. On the day of the test, you must report to the school and provide and proof of your WWCC.

Opportunity Class Placement Test

Test components

There are two parts to the test, each comprising 35 multiple-choice questions in English, mathematics and general ability (thinking skills). Students have 30 minutes to answer each part of the test.

There are 10 English and 10 mathematics questions plus 15 general ability questions in each part of the test.

Students record their answers on an answer booklet that is later scanned by a computer. Students use black pen supplied at the test centre to show their answers.

To ensure anonymity during marking, students' answer

Important: If your child does not follow instructions and, for example, marks the answers on the question booklet instead of the answer sheet, or marks a series of questions on the wrong lines, the answers may not be counted.

Sample tests

Sample tests are published on the Department's website to help your child practise answering the questions on the sample answer sheet. Find sample tests at <https://education.nsw.gov.au/public-schools/selective-high-schools-and-opportunity-classes/year-5/the-test#Test6>.

These samples are provided only to allow students to become familiar with the test format. Any results obtained may not be the score your child will get in the actual test. Opportunity class school principals and executive officers conducting the selection process will not make any decisions based on your child's score on practice items or any other unauthorised tests.

Disability provisions

Disability provisions are practical arrangements designed to support students who could not otherwise make a fair attempt to show what they know under test conditions. Arranging disability provisions is consistent with obligations under the Disability Discrimination Act 1992, the [Disability Standards for Education 2005](#).

The Team reviews applications for disability provisions. Some examples of disability provisions include alternative format papers e.g. braille /large print, extra time, separate room with supervision, rest breaks, computers/laptops, assistive technology, reader, scribe, oral/sign interpreter.

Applying for disability provisions

When applying for disability provisions, supporting evidence outlining the impact of the student's disability on learning, must be sent to the Team after submitting the application. Some examples of supporting evidence include medical reports, allied health reports functional assessments, documentation of current adjustments, teacher reports, results from standardised testing. The Team may contact the school or the parent to gather further information to support the application.

Disability provisions also apply to temporary and emergency-related disabilities such as where students break their writing arms a week before the test. Parents need to let the Team know the situation as soon as possible and provide supporting evidence.

Parents of a student with a disability must list the disability when they make their application to the Team. To request disability provisions for opportunity class testing, parents

must also list the provisions they are requesting in the application. Once parents have submitted their application and received a confirmation email, they must provide the Team with supporting evidence of their child's disability, such as medical reports or any recommendations from a health professional.

Parents do not need to submit students' asthma and anaphylaxis plans to the Team. For students with anaphylaxis, parents will be advised that they must give an anaphylaxis kit to the presiding officer before the test starts.

Parents do not need to seek permission for students to use glasses or asthma medication during opportunity class testing. These items are allowed.

Apart from anaphylaxis response, test supervisors may not be trained in first aid. It is therefore important that parents disclose any relevant medical information about their child.

Disability provisions for existing disabilities cannot be requested or added to after **Friday 21 August 2020** and disability provisions requested for the first time after Friday 21 August 2020 cannot be guaranteed.

When disability provisions have been arranged the Team will send parents an email or letter listing the approved provisions (approximately two weeks before the test). The Team will also advise the student's current public school, the principal of the test centre and the presiding officer – the person in charge of the test.

Students with a disability will be given individual consideration during the selection process.

How are decisions made?

Candidates are listed in order of merit based on their calculated placement scores. The Team will prepare placement decisions for the principal to consider and ratify or change, including:

- students to be listed for offers and reserve places according to the number of vacancies at the school
- the likely impact of any disability
- reasons for students outside the usual age range or school year
- students who are Aboriginal
- students who have been educated in English for less than 48 months
- students from interstate or overseas with alternative evidence of academic merit
- any other relevant factors brought to their attention
- other evidence of academic merit, if necessary.

The Team will send your child's placement outcome information overnight on **Tuesday 1 December 2020**. Your child may be:

- offered a place for one school choice, and/or
- placed on a reserve list for one or both school choices and/or
- unsuccessful for one or both school choices.

If your child is made an offer to the school you selected as your choice and also had a score high enough to be offered a place at your second choice school, the second choice school will be shown as 'not applicable'.

If you receive an offer or a reserve place you will be sent an 'Outcome information bulletin' explaining what each type of outcome means and what you need to do.

In most cases the placement outcome information letter will show your child's calculated placement score out of 300.

If you have not received the placement outcome information by **Monday 7 December 2020**, email the Team at ssu@det.nsw.edu.au. If you do not have email access you can phone the Team on 1300 880 367.

Please note: There is no minimum score required for entry to individual schools.

Students are placed in rank order of their placement scores to the available vacancies. The score held by the last student accepting a place at the school in the previous year is posted as the 'minimum entry score' on the Department's website in April each year. The currently published minimum entry score refers to the scores of students considered in 2019 for placement in 2020. Minimum entry scores for students considered this year may be quite different.

The Team sends reports to NSW government primary schools listing the outcome for all candidates from that school.

Responding to offers

If you receive an offer, please ensure you complete the response form that will be sent with your placement outcome information and return it by the date shown on the form.

If you do not respond by the due date, the Team may assume that you do not want to take up the offer. The Team will send a reminder before the offer lapses.

If you accept an offer and then change your mind and want to decline it, please email the Team immediately so that the place can be offered to the next eligible student.

If you will not have access to your email at the time offers are made, you can advise the Team in writing that you wish

to accept any offer in advance or that you need to change contact details.

Towards the end of January 2021 offers may be made by phone, responses to offers will be required within 24 hours and reminders will be delivered as phone calls.

The Team will send you a of your response to an offer within 21 days. If you have not received an acknowledgement within 21 days, please email the Team. Please do not call the Team to check if your email has arrived as it delays processing. You will receive

Being on a reserve list only

If your child is on a reserve list only, you will not be sent a response form. If you do not want your child to stay on a reserve list, please email the Team to ask that your child be removed from the list.

A student remaining on a reserve list will be offered a place if his or her position on the list is reached. The Team will continue to make offers, if vacancies arise, throughout Year 5 and to at least the end of Term 1 in Year 6, provided students have not accepted an offer to another opportunity class.

You can follow the progress of the reserve lists from mid-December 2020 at <https://education.nsw.gov.au/public-schools/selective-high-schools-and-opportunity-classes/year-5/outcome/opportunity-class-reserves>

Further offers

If your child has been offered a place at your second choice school and is also on a reserve list for your choice school, a further offer will be sent if his or her reserve position is reached. You must accept or decline the new offer. If you accept the further offer, the Team will consider the original offer declined. Note: The Team will make an offer to your choice school even if you declined an offer to your second choice school.

If you accept an offer and are also on a reserve list, you can remain on that reserve list until **5pm on Wednesday 27 January 2021**. At that time you must give up either the reserve place or the offer. After this time, students who have accepted an offer will be automatically removed from all reserve lists.

scores?

Scores information will be provided for most applicants. A separate letter or attachment will show you the raw test scores your child gained on the Opportunity Class Placement Test. You cannot use these scores to try to recalculate the placement score as you cannot reproduce the scaling process. Details of scores will not be provided over the phone.

If opportunity class school principals and executive during the selection process adjusted scores for special considerations, the scores will not be provided with the placement outcome. No other score information is available to parents, including adjusted scores or school rankings.

Find out more about scores at <https://education.nsw.gov.au/public-schools/selective-high-schools-and-opportunity-classes/year-5/selection-process>

Can my offer be cancelled?

If the Team is unable to contact you to make an offer or out your response after trying at least twice, the offer will no longer apply and will pass to the next eligible student on the reserve list.

The offer will also be cancelled if your child does not satisfy all requirements, such as permanent residency, or does not attend the school on the day without a satisfactory explanation.

Offers will be cancelled if the application is found to have been based on false or misleading information.

What do I need to do to enrol?

If you accept an offer you will receive an 'Authority to attend' letter in late January 2021. Your child will need to present this letter to the school on the day of the school year to the enrolment process. You will also need to provide original documentation to the school, such as proof of residency, and meet all other NSW Department of Education enrolment conditions.

There are no extra fees for attending a primary school with an opportunity class. Schools may ask for materials and voluntary contributions as do other government schools.

You can information about enrolment policy in NSW Department of Education schools at <https://education.nsw.gov.au/public-schools/going-to-a-public-school/enrolment>

If you need to delay your child's starting date beyond the day of the school year, you must discuss it with the principal of the school with the opportunity class (or with the Team if it is in the school holidays) before enrolling your child. You cannot delay enrolment past **Friday 26 February 2021**.

Any extended leave after enrolment must be negotiated with the school principal and is subject to the NSW Department of Education's enrolment policy.

Brothers and sisters

Placement in opportunity classes is based on academic merit. The placement of one twin or triplet does not guarantee the placement of another. Brothers and sisters will be offered a place in the same opportunity class only if they have scores that are high enough to qualify.

Where brothers or sisters of students placed in a school with an opportunity class are not in the catchment area for that school, parents may apply for out-of-area enrolment

at that school. There is no guarantee, however, that such an application will be successful.

Who can make enquiries or decisions about my child?

The Team will correspond only with the parents listed on the application. You will need to advise the Team in writing that you authorise another person to make enquiries or decisions on your behalf.

The Team will provide information about an application to any parent or authorised person who is legally entitled to it, regardless of requests for . However, the Team will not reveal a parent's contact details to any other person. The Team does not correspond with students or speak to them on the telephone.

Where can I get further information?

Ask your child's teacher if you want advice about whether your child might from attending an opportunity class.

Find out about programs offered by schools by visiting the school's website, listed at the end of this document.

The Team regularly updates information about opportunity class placement procedures on the Department's website at <https://education.nsw.gov.au/public-schools/selective-high-schools-and-opportunity-classes/year-5>

Please check the website for information before contacting the Team with enquiries. Contact the team by email at ssu@det.nsw.edu.au or by phone on 1300 880 367.

The Team's phone system also has recorded messages about current aspects of the placement process.

Please note: You will need to quote your child's 'C20' application number and other identifying information when enquiring about a particular student. For email enquiries, you should use the original email address used in the application.

For regular Facebook updates on the placement process go to <https://www.facebook.com/groups/159342048077050/>

Frequently asked questions

1. Must I list two schools in the application?

You can list one or two choices of schools with an opportunity class. You should list only schools you would accept an offer to. Please consider your choices carefully.

2. Does the order in which I list my choices matter?

Yes. If your child for both of your choices, you will only be offered a place at your choice school i.e. your highest ranked school choice.

3. What provision is made for students from non-government schools?

The selection procedures are the same as for government school students. One difference is that the Team advises government school principals about the students from their school who have applied.

4. What can I do to prepare my child for the Opportunity Class Placement Test?

Encourage your child to use the sample tests on the Department's website to practise answering the questions quickly on the sample answer sheet. Students will also be given practice questions before the test begins.

See sample tests at: <https://education.nsw.gov.au/public-schools/selective-high-schools-and-opportunity-classes/year-5/the-test#Preparing4>

The results of practice items do not mean that your child will score the same in the test. A decision cannot be made during the selection process based on your child's score on practice test items.

The Department does not endorse coaching for the Opportunity Class Placement Test.

5. Can I change my choice of schools after submitting the application?

It is important that you think about your choices very carefully when you apply. You can ask for a change of choice without explanation by submitting the [Change of choice](#) form by **25 September 2020**. After this date there must be extenuating circumstances which are serious and well documented for a change to be considered. Any change after 25 September 2020 must be approved. Changes of choice based on the fact that the student did not qualify for the original choices will not be approved.

6. What are reserve lists?

Reserve lists are lists of students whose placement scores are not quite high enough to gain an initial offer but are high enough to be on a waiting list if any vacancies arise. Opportunity class school principals and executive decide the students who will receive offers and those who will be placed on reserve lists. Students who have been offered places for a particular school will have higher placement scores than those who are on the reserve list or are unsuccessful for that school.

7. How does the reserve list work?

If your child is on a reserve list for an opportunity class, the number on the placement outcome advice shows his or her position on the list. How quickly the Team offers places to those on a reserve list depends on whether parents accept or decline offers to that school, and whether other students receive further offers to a school of higher choice and therefore decline the offer to the lower choice. If your child's position is reached on the reserve list, the Team will contact you with an offer.

If you accept an offer and are also on the reserve list, you can remain on that reserve list until **5pm on Wednesday 27 January 2021**. At that time you must give up either the

reserve place or the offer. After this time students who have accepted an offer will be removed automatically from any reserve lists.

From **mid-December 2020** you can track where the reserve list is up to at: <https://education.nsw.gov.au/public-schools/selective-high-schools-and-opportunity-classes/year-5/outcome/opportunity-class-reserves>

8. If my placement outcome information indicates that my child is unsuccessful, can his or her name be placed on reserve list?

No. Students who are unsuccessful cannot be placed on a reserve list because their scores were not high enough. Students cannot be placed on reserve lists for schools which were not listed as choices in their application, even if those schools may require lower entry scores.

9. What does the Opportunity Class Placement Test tell me about my child's performance?

The Opportunity Class Placement Test is designed to measure ability and helps to identify students for entry into opportunity classes on the basis of academic merit. The test is designed to discriminate between high performing students. It is not meant to be a diagnostic test to identify the student's strengths and weaknesses in English or mathematics performance. The student's primary school can advise you on your child's performance in these areas.

10. If my child is unsuccessful for opportunity class placement, does it mean he or she will be unsuccessful for selective high school entry?

Not necessarily, as the cohort of students they are compared with is different. Students can improve over the time since they applied for opportunity class placement. Many high potential and gifted students applying for selective schools did not apply for opportunity class placement. Not all students from opportunity classes are successful for selective high school entry. There are more than twice as many Year 7 places in selective high schools as there are Year 5 places in opportunity classes.

11. If my child receives an offer to my second choice school as well as being on the reserve list for my choice school, do I have to give up the offer in order to stay on the reserve list?

You can accept an offer to your second choice school and stay on the reserve list for your choice school until **5pm on Wednesday 27 January 2021**. After that time no further offers will be made to students who have already accepted placement in an opportunity class and have not later declined the offer.

12. What should I do if my child does not get into an opportunity class?

Opportunity classes are only one of the initiatives provided by the NSW Department of Education to meet the needs of gifted students. As there is approximately one place for every seven applicants, not all students can be placed. Be supportive and explain to your child that he or she can be very successful at the local primary school. Students

from government primary schools can achieve results which are as good as, or even better than, results gained by opportunity class students, as not all high potential and gifted students apply for opportunity class placement.

All government primary schools must implement their own provisions for high potential and gifted students under the NSW Department of Education's high potential and gifted strategy, which can be found at <https://education.nsw.gov.au/teaching-and-learning/high-potential-and-gifted-education>

13. What score does a student have to gain to be successful for opportunity class placement?

There is no predetermined score that a student has to achieve to receive an offer to an opportunity class. Students are placed in rank order to the available vacancies. The score held by the last student placed at the school in the previous year is referred to as the 'minimum entry score' and is published on the Department's website in the following April each year. These 'minimum entry scores' are provided as an indicator for parents' reference, but do represent a 'cut off' mark for subsequent years. For example, in a school with 30 places, the score of the 30th student who accepts a place at that school represents the minimum entry score for that year. This score can vary from school to school and from year to year. The greater the demand for the school, the higher the minimum entry score is likely to be.

The entry score for 2021 will not be known until after the placement process is complete. Please note: Even though your child's score may be higher than that shown for entry in 2020 this does not necessarily mean that he or she will qualify for a place for entry in 2021.

Score

Most parents will receive their child's placement score with their placement outcome information letter or email in December.

A breakdown of the test marks is included if your child sat the Opportunity Class Placement Test. In a few cases the score cannot be published. If parents do not receive their child's score they can write to the Team for an explanation.

Opportunity class school principals and executive during the selection process may adjust a child's score based on criteria such as a student's Aboriginality, length of time doing all school work in English, and a number of other special considerations. This is why a student may appear higher on a reserve list than another student with a higher calculated placement score. Adjusted placement scores are not released.

No other score information is available to parents, including adjusted scores or school rankings.

15. Why are placement scores and further details sometimes unavailable?

Where students have been considered on other evidence of academic merit, such as an individual IQ test, or where opportunity class school principals and executive during the selection process have used different

components of the scores based on supplementary information, the original calculated placement score does not apply. The adjusted scores are not released to avoid the perception that the student did not deserve the placement.

16. Does my child get an advantage if we live very close to a school with an opportunity class?

No. Schools with opportunity classes are not zoned. Travelling times and transport arrangements are not considered as part of the selection process when offering places.

17. If my child is one of the last to be made an offer, does that mean he or she will struggle in an opportunity class?

Offers of placement or reserve list positions are given only to those students capable of doing well in an opportunity class. There are many things which can affect student performance, including your child's willingness to learn, his or her response to teachers and interaction with other students. While some students who receive late offers might have problems, the majority

18. How can separated parents ensure they both receive the information about their child's application?

When you apply, you will be asked to provide the names of both parents (if applicable). You should give the contact details of the parent with whom the child lives the majority of the time. You will have to provide copies of court orders if they exist. If the parent who does not live with the child is entitled to educational information about him or her, that parent may contact the Team and request duplicate system-generated correspondence.

Under no circumstances should separated parents make separate applications for the same student.

Please note: 'Offer response forms' are sent only to the primary applicant. It is the responsibility of separated parents to reach consensus about matters such as school choices and accepting offers.

19. Where can I find out more about the Aurora virtual opportunity class?

Answers to frequently asked questions about the Aurora virtual opportunity class can be found at <https://www.aurora.nsw.edu.au/learn/opportunity-class/frequently-asked-questions/#.XstZWqgza70>

Public schools with Year 5 opportunity classes in 2021

You can select up to two schools with an opportunity class, in order of preference.

OC code	School	OC code	School	OC code	School
ACP	ARMIDALE CITY Faulkner St, Armidale	ERM	ERMINGTON Winbourne St, West Ryde	POR	PORT MACQUARIE Grant St, Port Macquarie
ALX	ALEXANDRIA PARK ⁺ Park Rd, Alexandria	GEO	GEORGES HALL Pennington Ave, Georges Hall	QUA	QUAKERS HILL Medlow Dr, Quakers Hill
ALS	ALSTONVILLE Main St, Alstonville	GLE	GLENBROOK Woodville St, Glenbrook	QUE	QUEANBEYAN SOUTH Cameron Rd, Queanbeyan
ART	ARTARMON McMillan Rd, Artarmon	GOO	GOONELLABAH Ballina Rd, Goonellabah	RIC	RICHMOND Windsor St, Richmond
ASH	ASHFIELD Liverpool Rd, Ashfield	GSF	GOSFORD Faunce St West, West Gosford	RUT	RUTHERFORD Weblands St, Rutherford
AUR	AURORA COLLEGE [◇] (virtual provision)	GOU	GOULBURN WEST Combermere St, Goulburn	RDE	RYDE Pope St, Ryde
BGH	BALGOWLAH HEIGHTS Lewis St, Balgowlah Heights	GRE	GREENACRE Waterloo Rd, Greenacre	SMI	SMITHFIELD O'Connell St, Smithfield
BLM	BALMAIN Eaton St, Balmain	GRY	GREYSTANES Merrylands Rd, Greystanes	SOL	SOLDIERS POINT Cromarty Rd, Soldiers Point
BHW	BATHURST WEST Suttor St, Bathurst	HAR	HARRINGTON STREET Harrington St, Cabramatta	GTS	SOUTH GRAFTON Vere St, South Grafton
BEE	BEECROFT Beecroft Rd, Beecroft	HOL	HOLSWORTHY Infantry Pde, Holsworthy	STA	ST ANDREWS Ballantrae Dr, St Andrews
BIR	BIRABAN Beckley St, Toronto	HUR	HURSTVILLE Forest Rd, Hurstville	STJ	ST JOHNS PARK Sandringham St, St Johns Park
BTS	BLACKTOWN SOUTH Flushcombe Rd, Blacktown	ILL	ILLAROO ROAD Illaroo Rd, Nowra	STU	STURT White Ave, Wagga Wagga
BCS	BLAXCELL STREET Blaxcell St, Granville	IBR	IRONBARK RIDGE Ironbark Ridge Rd, Rouse Hill	SUM	SUMMER HILL Moonbie St, Summer Hill
BRA	BRADBURY Jacaranda Ave, Bradbury	JEW	JEWELLS Lepton Pde, Jewells	SUT	SUTHERLAND Eton St, Sutherland
CAM	CAMDEN SOUTH Old Hume Hwy, Camden South	KIN	KINGSWOOD Second Ave, Kingswood	TAH	TAHMOOR Bronzewing St, Tahmoor
CBN	CARINGBAH NORTH Cawarra Rd, Caringbah	LEU	LEUMEAH Burrendong Rd, Leumeah	TAM	TAMWORTH Napier St, Tamworth
CAS	CASULA De Meyrick Ave, Casula	LIT	LITHGOW Mort St, Lithgow	TAS	TAMWORTH SOUTH Petra Ave, Tamworth
CES	CESSNOCK WEST Cnr Campbell St and Wollombi Rd, Cessnock	MAR	MARYLAND John T Bell Dr, Maryland, Newcastle	TIG	TIGHES HILL Elizabeth St, Tighes Hill
CHW	CHATSWOOD Centennial Ave, Chatswood	MAT	MATTHEW PEARCE Astoria Park Rd, Baulkham Hills	TOO	TOORMINA Cavanba Rd, Toormina
COL	COLYTON Nelson St, Mount Druitt	MON	MONA VALE Waratah St, Mona Vale	WAI	WAITARA Edgeworth David Ave, Wahroonga
COO	COONABARABRAN Newell Hwy, Coonabarabran	MOR	MOREE Albert St, Moree	WEN	WENTWORTH FALLS Falls Rd, Wentworth Falls
CUD	CUDGEGONG VALLEY Madeira Rd, Mudgee	NEU	NEUTRAL BAY Ben Boyd Rd, Neutral Bay	WIL	WILKINS Park Rd, Marrickville
DUB	DUBBO WEST East St, Dubbo	NEW	NEWBRIDGE HEIGHTS Cnr Lewin & Magree Cres, Chipping Norton	WOL	WOLLONGONG Church St, Wollongong
DUR	DURAL Old Northern Rd, Dural	NLS	NEW LAMBTON SOUTH St James Rd, New Lambton	WOO	WOOLLAHRA Forth St, Woollahra
EAR	EARLWOOD Homer St, Earlwood	NOR	NORTH ROCKS North Rocks Rd, North Rocks	WYO	WYONG Cutler Dr, Wyong
		PIC	PICNIC POINT Prince & Thomas St, Picnic Point		

+ Places are reserved for Aboriginal and Torres Strait Islander students.

◇ Only students who would be enrolled in Year 5 in a government primary school in a rural and remote area (excluding areas where there is a current OC provision) in 2021 may apply for Aurora College, the virtual opportunity class.